

















-  TOUCH SCREEN PANEL
-  WIRELESS ANTENNA POINT
-  SLIDE PROJECTOR INTERFACE PANEL
-  MICROPHONE, CEILING
-  SCREEN/SHADE CONTROL
-  ELECTRIC PANEL
-  ACCESS SWITCH (HANDICAP)
-  PULL BOX
-  FLUSH MOUNT EQUIPMENT TERMINAL CABINET
-  JUNCTION BOX
-  LOW VOLTAGE JUNCTION BOX
-  ELECTRICAL OUTLET (4)
-  CLOCK ON CLOCK & BELL SWITCH
-  COMMUNICATION OUTLET
-  ELECTRICAL OUTLET (2)
-  ELECTRICAL & COMMUNICATIONS FLOOR PLATE

-  COMMUNICATIONS FLOOR PLATE
-  ELECTRIC FLOOR PLATE PODIUM BOX

-  CAMERA INPUT PANEL (2)

-  CAMERA INPUT PANEL

-  MICROPHONE INPUT PANEL

-  4" LOUDSPEAKER (CEILING)

-  WALL MOUNTED LOUDSPEAKER

-  PODIUM A/V INTERFACE PANEL

-  VIDEO PROJECTOR INTERFACE PANEL

-  VIDEO MONITOR/INTERFACE PANEL

-  VIDEO MONITOR LOCATION

-  ASSISTED LISTENING

-  WALL PANEL (LIGHT SWITCHES)

----- A/V FLOOR CONDUIT (TYP)

----- A/V CEILING CONDUIT (TYP)

----- POWER/DATA LINES (TYP)



REVISIONS

2	STEVE ELLS	01-11-04
1	STEVE ELLS	06-31-01



UNDERGRADUATE EDUCATION

CLASSROOM SUPPORT SERVICES

DWN. BY: STEVE ELLS

APVD. BY:

SHEET: 1 OF 1

SCALE: AS SHOWN

DATE: 03-15-01

ELECTRIC KEY PLAN

BLDG. NO.:

BLDG. ID:

MICROFILMED

COLOR PLOT

ELECTKEY